



Main

Range of product	Lexium MAX S
Product or component type	Double portal axis
Product specific application	For 1 direction
Load position	On 2 parallel carriages
Drive type	Toothed belt on both axis
Guide type	Ball

Complementary

Operating position	Horizontal by combination of 2 parallel axis X and X
Kit composition	PAS 4*B PAS 4*B axis shaft-driven
Function available	Different types of sensors for the limit switch function Different types of carriage adapted to the load 1 to 3 carriages Anti-corrosion version proof enhance Anti-static belt Protective metal strip Different types of motor mounting Variable distance between the 2 axis
Operating force	≤ 6615 N for F_y ≤ 6615 N for F_z ≤ 1650 N for F_x
Maximum actuation speed	5 m/s
Acceleration	≤ 50 m/s ²
Drive torque	≤ 54 N.m
Torque value	≤ 530 N.m for M_x ≤ 324 N.m for M_y (carriage type 1) ≤ 758 N.m for M_y (carriage type 2) ≤ 1374 N.m for M_y (carriage type 4) ≤ 243 N.m for M_z (carriage type 1) ≤ 568 N.m for M_z (carriage type 2) ≤ 1030 N.m for M_z (carriage type 4)
Operating travel	11...5500 mm
Distance between axis	120...2300 mm
Repeat accuracy	+/- 0.1 mm
Outer dimension	80 x 80 mm

Disclaimer: This documentation is not intended as a substitute for and is not to be used for determining suitability or reliability of these products for specific user applications

Mechanical service life	30000 km
-------------------------	----------

Contractual warranty

Warranty period	18 months
-----------------	-----------

Dimensions

Refer to the User Guide

To download the User guide follow below procedure:

1. Click on Download & Documents, in the “discover MAX... by” area on the left of this frame.
2. Select your document format in the user guide selection list.

MAXS3BB

Types of Interface for the Drive Element

Drive Element Fixed on the Right



Drive Element Fixed on the Left

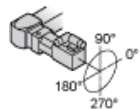


Without Drive Element

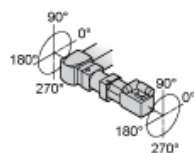


Possible Motor Drive Configurations and Orientations

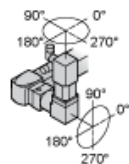
Motor Only without Gearbox



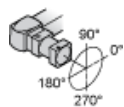
Motor with Planetary Gearbox



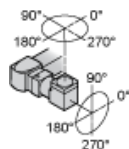
Motor with Angular Planetary Gearbox



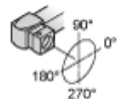
Planetary Gearbox Only



Angular Planetary Gearbox Only



Without Motor, Without Gearbox, With Adaptor Plate for the Drive Element



Without Motor, Without Gearbox



MAXS3BB